

Q4X Series




Versatile, Rugged Laser Distance Sensor

- Housing rated to IP69K with FDA-grade stainless steel
- Discrete, Analog, IO-Link outputs available
- Precise measurement up to 610 mm
- Reliably detects opaque and transparent objects

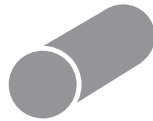


Easy-to-Use. Problem Solver.

Reliable, durable sensor that solves even the most challenging applications.



Challenging Targets



Round



Uneven



Shiny or metal



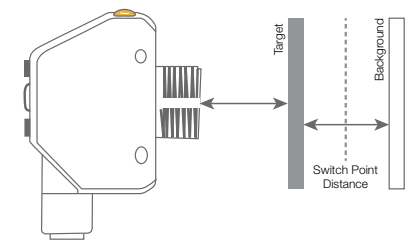
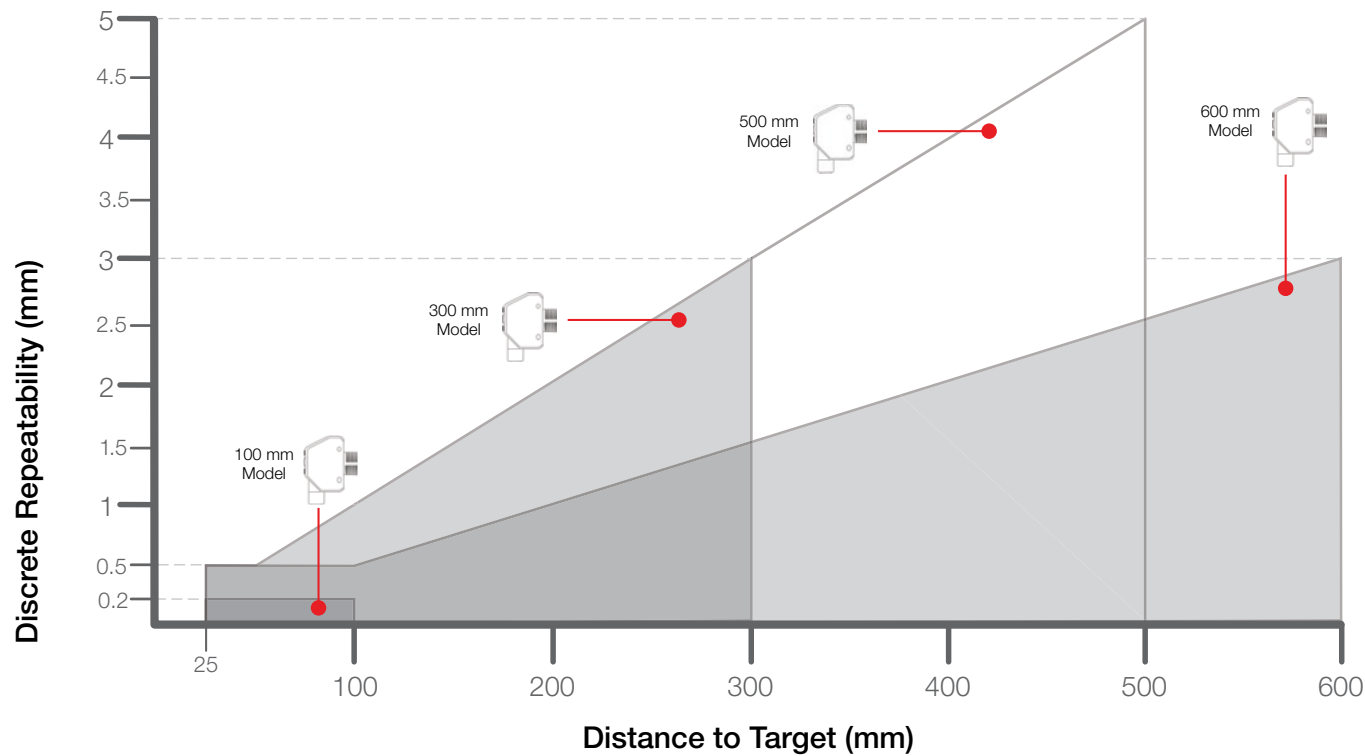
Dark surface



Clear

Dynamically adjusted laser power increases output for dark targets or objects at steep or uneven angles, while reducing power for shiny targets, providing accurate measurements across a wide range of challenging targets.

Distance: Precision Measurement and Detection Regardless of Target

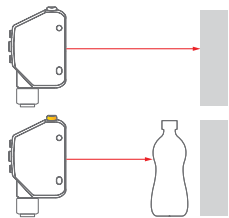


Minimum object detection size for challenging targets (6% reflectivity) at close range.

Q4X...100 / 110	0.5 mm
Q4X...300 / 310	1 mm
Q4X...500	1 mm
Q4X...600 / 610	1 mm


Dual mode: Distance with Intensity to Detect Any Change

Clear Object Detection



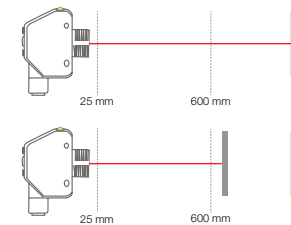
Reliably detects transparent objects without the need of a retro reflector.

Contrast



Detects intensity changes due to variation in surface finish, tone, or lightness.

Extended Range Presence/Absence



Teach reference to detect changes in contrast, even past the maximum measuring range.

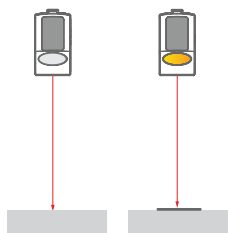
Presence and Absence

Application Challenge

The presence of candy bars on a conveyor must be verified to trigger down the line processes. The candy bars can vary in size, shape, texture, and color consistency, complicating detection. At times there is little contrast between the candy bars and the conveyor, further complicating detection.

Application Solution

A Q4X measures the distance from the face of the sensor to the conveyor. Capable of detecting sub-millimeter changes in distance, the Q4X easily detects the slight variations in height that indicate the presence of a candy bar on the conveyor. The sensor has an FDA grade stainless steel flush mount housing and can withstand aggressive washdown procedures.



Distance-based presence/absence detection or part positioning regardless of color or reflectivity of object and background.

Measurement

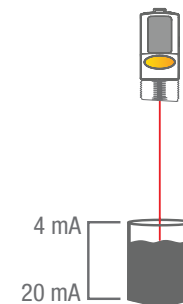


Application Challenge

Measuring the fill level of pills in a bottle helps ensure that the quantities inside the bottle are correct. However, the shape, edges, and gaps between pills create an inconsistent surface which is difficult to measure.

Application Solution

A Q4X analog sensor set up in trigger mode uses the averaging feature to provide a more consistent fill level measurement. A connected Q3X contrast sensor detects the leading edge of each bottle and uses a one-shot output timer to determine when and how long the Q4X will measure. The Q4X then measures across the varying surface inside the bottle and outputs a single analog value based on the average measurement.



Analog output for continuous measurement of part size, position, or fill level.

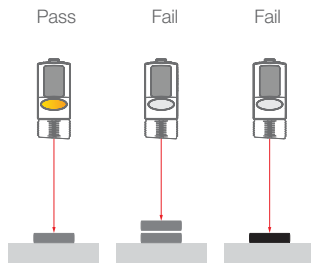

🔍 Error Proofing

Application Challenge

In a car speaker assembly the presence and placement of all components must be verified to ensure that defective or incomplete product is not shipped to the customer. The small sizes, slim profiles and similar colors of many components can make identifying errors difficult.

Application Solution

By measuring the distance from the face of the sensor to the mounting bracket, a Q4X verifies that a single spacer is present and properly seated. Using dual mode detection, the Q4X can also measure the amount of light received to determine if the spacer has been placed with the adhesive side up or down. The compact size of the Q4X allows for an unobtrusive installation into congested assembly stations.



	Pass	Fail	Fail
Distance	✓	✗	✓
Color	✓	✓	✗

Inspections use distance to verify parts presence and position, and intensity to verify correct color or part orientation

Clear Object Detection

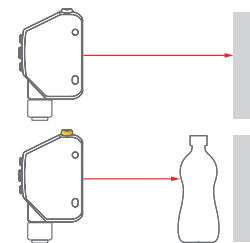


Application Challenge

Regulating the flow of bottles on a conveyor can prevent damage to the bottles, product loss, machine downtime, and helps to ensure that downstream processes progress smoothly. Variations in bottle shape, size, material, color, and transparency can make detecting bottles and accumulations difficult.

Application Solution

Taught to recognize a stable background condition, a Q4X operating in dual mode will detect any alteration in the distance to and light intensity from the background condition, making the sensor immune to variations in bottle shape, size, color, clarity, and reflectivity. The Q4X has integral on/off delays that can send a signal if an accumulation occurs.



Reliably detects transparent objects without the need of a retro reflector.



Family	Housing Style	Output	Mode	Range	Connector	
Q4X	T	B	LAF	100	Q8	
	T = 18 mm Threaded Barrel	B = Bipolar Discrete NPN & PNP K = Dual Discrete with IO-Link	U = 0 to 10 V Analog I = 4 to 20 mA Analog	LAF = Laser Adjustable-Field	100 = 25-100 mm 300 = 25-300 mm 500 = 25-500 mm* 600 = 25-600 mm**	Q8 = Integral QD QD models require mating cordset ** Only available with Dual Discrete / IO-Link Output (K models)

Family	Housing Style	Output	Mode	Range	Connector	
Q4X	F	N	LAF	110	Q8	
	F = Flush Mount	N = NPN P = PNP K = Dual Discrete with IO-Link	U = 0 to 10 V Analog I = 4 to 20 mA Analog	LAF = Laser Adjustable-Field	110 = 35-110 mm 310 = 35-310 mm 610 = 35-610 mm**	Q8 = Integral QD QD models require mating cordset

Response Speed | User selectable as fast as:
Discrete and Dual Discrete: 1.5 ms
Analog: 0.5 ms


Operating Conditions | -10 to +50 °C

Environmental Rating | IP67, IP68, IP69K

Construction | Housing: 316L stainless steel
Lens cover: PMMA acrylic
Indicator & Display Window: Polysulfone

Certifications |   
patent pending *ECOLAB is a registered trademark of Ecolab USA Inc. All rights reserved.*

Accessories



SMBQ4XFAM10
includes 3/8" bolt for mounting

SMBQ4XFAM12
includes 10 mm bolt for mounting

SMBQ4XFAM12
clamps directly onto industry standard bracket systems of 1/2" or 12 mm rods



SMB18A
12-ga. stainless steel

SMBAMS18P
12-ga. cold-rolled steel



SMB46L2
12-ga. cold-rolled steel

Cordsets for Analog Models

0 to 10 V, 4 to 20 mA

M12/ Euro-Style Cordsets with shield
Straight connector models listed; for right-angle, add **RA** to the end of the model number (example, **MQDEC2-506RA**)



	5-Pin
MQDEC2-506	2 m (6.5')
MQDEC2-515	5 m (15')
MQDEC2-530	9 m (30')



M12/ Euro-Style Washdown Cordsets (IP68) with shield
Straight connector models only

	5-Pin
MQDCWD-506	2 m (6.5')
MQDCWD-530	9 m (30')

Cordsets for Other Models

Bipolar (5-pin) and PNP, NPN and Dual Discrete (4-pin)

	4-Pin		5-Pin
M12/Euro-Style Cordsets Straight connector models listed; for right-angle, add RA to the end of the model number (example, MQDC1-506RA)	MQDC-406 2 m (6.5')	MQDC-415 5 m (15')	MQDC1-506 2 m (6.5')
	MQDC-430 9 m (30')		MQDC1-515 5 m (15')
			MQDC1-530 9 m (30')

	4-Pin		5-Pin
M12/ Euro-Style Washdown Cordset (IP69K) only	MQDC-WDSS-0406 2 m (6.5')	MQDC-WDSS-0415 5 m (15')	MQDC-WDSS-0506 2 m (6.5')
	MQDC-WDSS-0430 9 m (30')		MQDC-WDSS-0515 5 m (15')
			MQDC-WDSS-0530 9 m (30')

